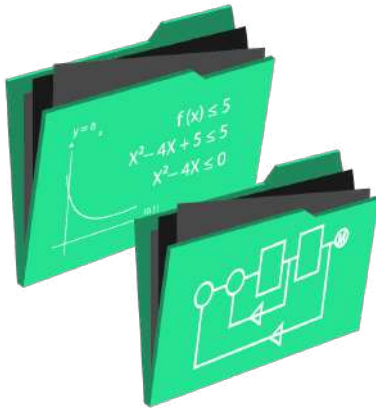





A rich collection of advanced software and automotive algorithm to boost performance



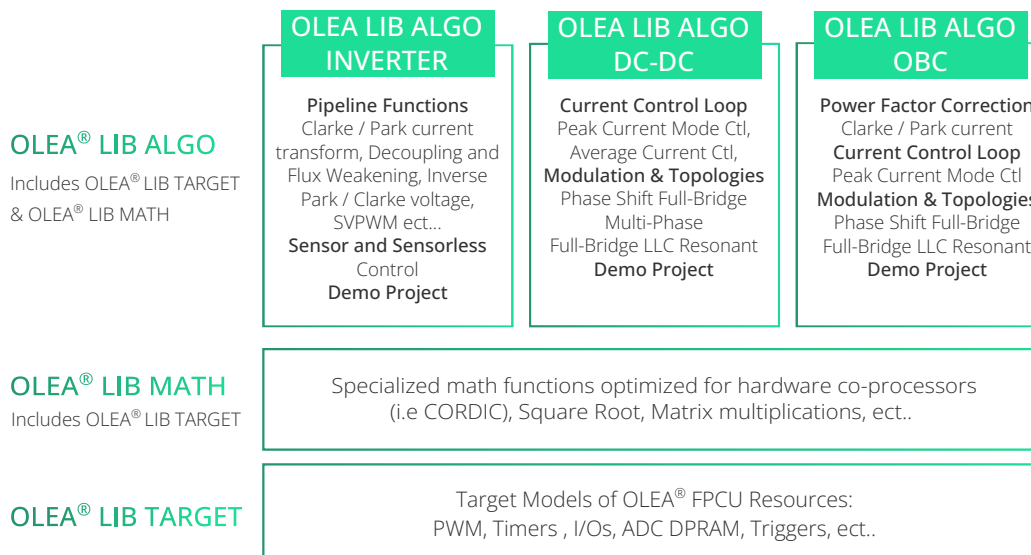
OLEA[®] LIB

- Configure and **customize** complex algorithms
- Boosts application performance and enabling rapid time to market
- **Cutting edge** inverter, DC-DC converter and OBC control systems
- **ISO 26262 - ASIL-D** certified for the design of safe systems
- Design and development **turnaround in minutes** with full integration into OLEA[®] COMPOSER

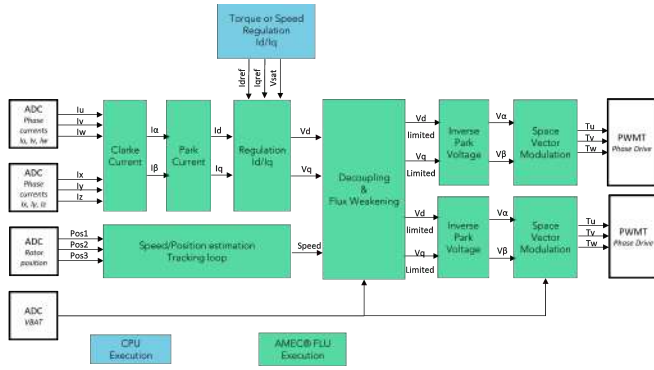
State of the art control algorithms for fast time to market

-  **Boost performance:** software and algorithms included into OLEA[®] LIB have been optimized for OLEA[®] FPCU and take all the benefits of the hardware resources and accelerators available (mathematical units, DSP functions and standard peripherals) to deliver the highest achievable performance and integration.
-  **Shorten development times:** by using OLEA[®] LIB , developers drastically reduce the time required to develop, optimize, test and calibrate their algorithm's on OLEA[®] FPCU.
-  **Configurable Functions:** each function in the library is configurable upon multiple parameters and is fully integrated and recognizable on the OLEA[®] COMPOSER.

The OLEA[®] library is packaged into three complementary building blocks (OLEA[®] LIB TARGET, MATH and ALGO) that offer incremental levels of performance and content. Each block offers unique capabilities and functions to meet application needs. These building blocks are available as reference and target models for MATLAB[®] Simulink, or as HDL pre-defined blocks, and tuned for best use of OLEA[®] FPCU. Models out of OLEA[®] LIB are directly usable within OLEA[®] COMPOSER for MiL simulations and automatic code generation.



System Features

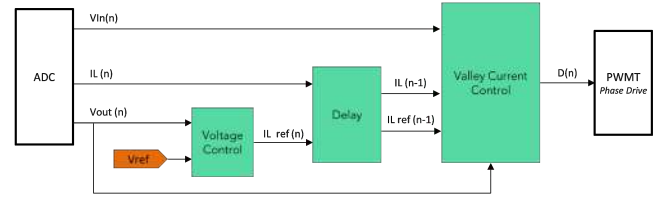


Inverter Control

Complete inverter control for PMSM or WRSM motors based on field oriented control and space vector modulation algorithms.

All system functions include:

- MATLAB®/Simulink reference model
- MATLAB®/Simulink target model ready for code generation



DC-DC Converter Control

Buck-Boost Valley Current control function supporting up to 6 DC-DC converters in parallel.

- Configurable parameters via GUI
- Diagnostic functions

Top Algorithm Features

- Speed regulation with D/Q-Axis control PI regulators with Anti Wind-up
- DQ-axis Reference current computation
- Torque control with D/Q-Axis reference current computation
- Clarke Current: 3 to 2 phases or 6 to 2 phases current transformation
- Park Current: 2 phases current rotation from $\alpha\beta$ to DQ framework
- DQ-axis Decoupling and flux weakening
- Inverse Park Voltage: DQ framework reference voltage transform into $\alpha\beta$ voltage
- Space vector modulation
- IDQ regulation from torque set point
- Position and speed estimation based on Tracking-loop algorithm
- Position and speed estimation: for standstill, low-speed and high-speed operating modes
- Buck-Boost valley current control
- Voltage control

Math Features

Operator	Description	Exec. Cycles	# of Operators*
CORDIC (COordinate Rotation Digital Computer)	<ul style="list-style-type: none"> • $x \cdot \cos(\theta) - y \cdot \sin(\theta)$ • $y \cdot \cos(\theta) + x \cdot \sin(\theta)$ • $\text{atan}\left(\frac{y}{x}\right)$ • $\sqrt{x^2 + y^2}$ 	<ul style="list-style-type: none"> • $x \cdot \cosh(\theta) - y \sinh(\theta)$ • $y \cdot \cosh(\theta) + x \sinh(\theta)$ • $\text{atanh}\left(\frac{y}{x}\right)$ with $\frac{y}{x} \in [-0,8; 0,8]$ • $\sqrt{x^2 - y^2}$ with $\frac{y}{x} \in [-0,8; 0,8]$ 	Resolution in bit + 4 • 6 in parallel
Division	$A/B = \text{Quotient with remainder}$	26	• 3 in parallel
Square root	<ul style="list-style-type: none"> • \sqrt{R} in unsigned mode • $\sqrt{ R }$ in signed mode 	2	• 3 in parallel
Matrix Multiplier	<ul style="list-style-type: none"> • $\begin{bmatrix} r_0 \\ r_1 \end{bmatrix} = \begin{bmatrix} a_0 & a_1 & a_2 & a_3 & a_4 & a_5 \\ a_6 & a_7 & a_8 & a_9 & a_{10} & a_{11} \end{bmatrix} \times \begin{bmatrix} b_0 \\ b_1 \\ b_2 \\ b_3 \\ b_4 \\ b_5 \end{bmatrix}$ • $r_0 = \sum_{i=0}^{iter} (a_i \times b_i \gg Q_f)$ • $r_1 = \sum_{i=0}^{iter} (a_{i+6} \times b_i \gg Q_f)$ 	Iter + 4	• 3 in parallel
PID (Proportional Integral Derivative controller)	Saturation with Anti-windup: <ul style="list-style-type: none"> • Back calculation : if saturation then $\text{integral}_n = K_i \times e_n - K_D (\text{pid}_{n-1} - \text{pid_sat}_{n-1}) + \text{integral}_{n-1}$ • Integral clamping : if saturation and $\text{sign}(\text{pid}_{n-1}) = \text{sign}(e_{n-1})$ then $\text{integral}_n = \text{integral}_{n-1}$ 	8	• 6 in parallel

*OLEA® LIB Math is using hardware dedicated resources available in OLEA®